

# DIGITAL

## Photo Academy















BY **Panasonic** LUMIX



### CAMERA CONTROLS

Icons on your camera – use them to their fullest potential!

	Auto		Daylight		Monitor Settings
	Auto-Flash		Delete		Movie Mode
	Auto-off (Power-Save)		D-Lighting		Multi-shot Mode (16)
	Auto-Flash w/Red-Eye		Dusk / Dawn		Museum
	Auto White Balance		Exposure Compensation		Night Landscape
	Backlight		Face Priority		Night Portrait
	Battery Type		Fill Flash		Noise Reduction\
	Beach / Snow		Fireworks		Panorama Assist
	Best Shot Selector		Firmware Version		Party
	Black & White		Flash		Playback
	Blur Warning		Flash Off		Portrait
	Close Up		Flash On (WB)		Preset (WB)
	Cloudy (White Balance)		Fluorescent (WB)		Print Set
	Color Options		Format Card		Protection
	Continuous Shot Mode		Format Memory		Quick Startup
	Copy		Image Mode		Reset-All (Cont. Mode)
	Copy		Incandescent (WB)		Scene Mode
	Cyanotype		Interface		Self-Timer
	Date Select		Landscape		Sepia
	Date & Time Imprint		Language		Setup
	Date Counter		Macro		Single-Shot (Cont. Mode)
	Date Imprint		Menu		Slideshow

	Date Imprint Off		Menus		Slow Synch
	Small Pic		Sunset		Voice Recording
	Sound Settings		Transfer Marking		Welcome Screen
	Sports		Tripod Recommended		White Balance
	Standard Color		Vivid Color		

*No matter what brand of camera you use, Panasonic's Digital Photo Academy will help you get the most out of your equipment and take the best pictures possible!*